




AMPHILIMUS™ ELUTING CORONARY STENT

I N T E R V E N T I O N A L C A R D I O L O G Y



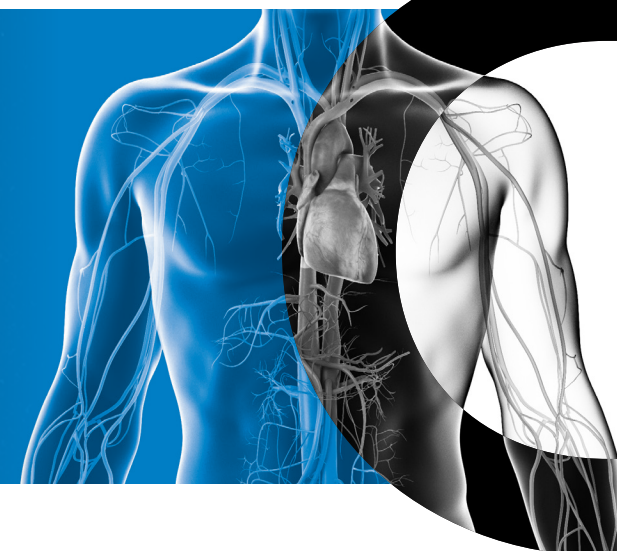
E V O L V I N G P R O F I C I E N C Y



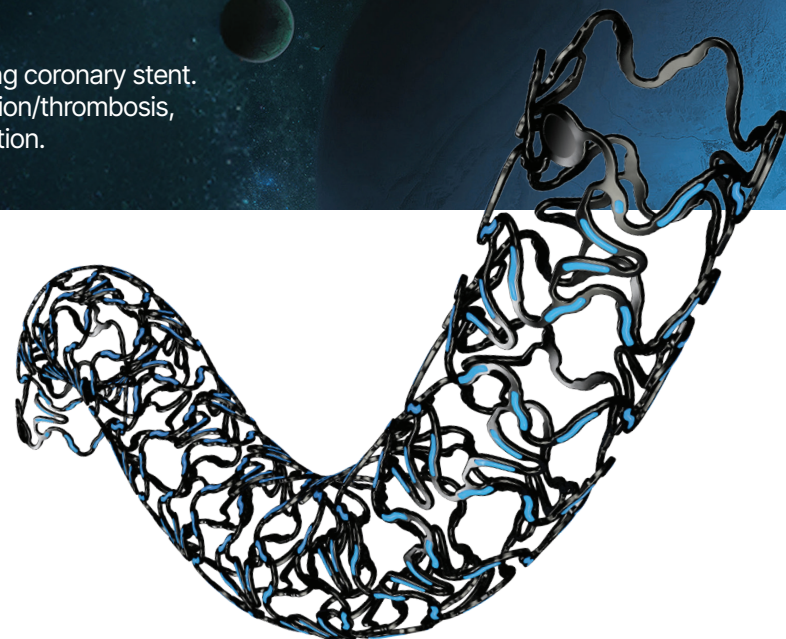


## AMPHILIMUS™ ELUTING CORONARY STENT

Polymer-free Amphilimus™ (Sirolimus + Fatty Acid) eluting coronary stent. The absence of polymer minimizes the risk of inflammation/thrombosis, while the proprietary formulation enhances drug absorption.



### THE ONLY VERY EFFECTIVE POLYMER-FREE DES, JUST GOT BETTER




### BETTER OUTCOMES FOR DIABETIC PATIENTS, AND NOT ONLY

Innovative stent architecture conceived to guarantee effective drug concentration within the vessel wall, including complex coronary anatomies and pathologies like those of diabetic patients.



The Abluminal Reservoir Technology allows a sustained drug release, exclusively towards the vessel wall, up to 3 months

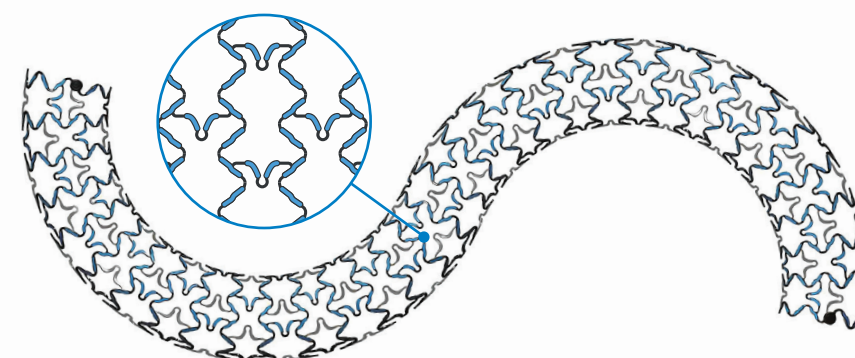
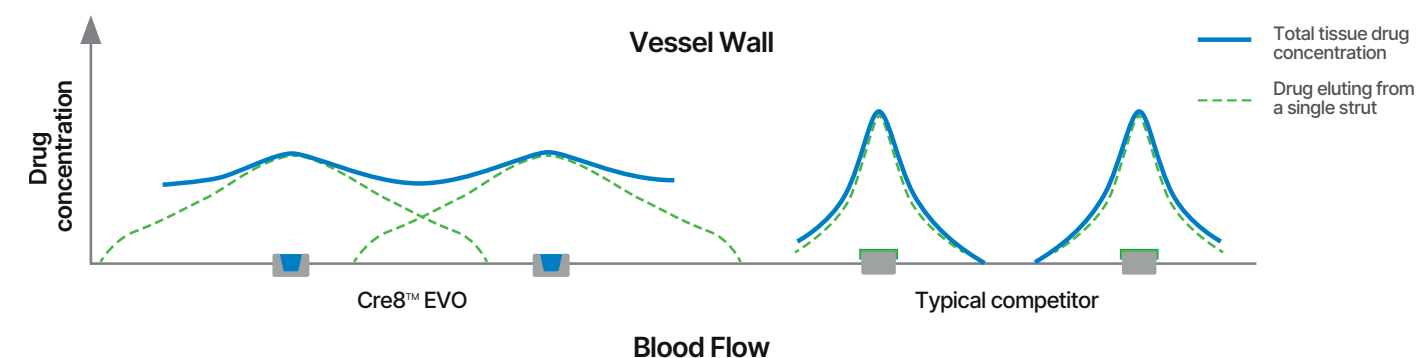


Amphilimus™ formulation (Sirolimus + Fatty Acid):  
Maximized efficacy, particularly in DM patients



BIS coating accelerates endothelialization, reduces thrombogenicity and seals against heavy metal ions release

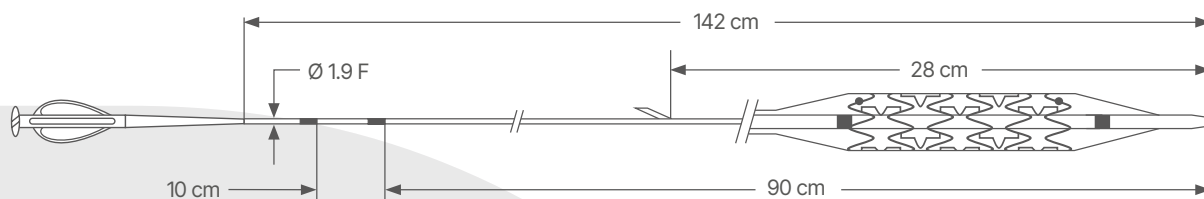
#### Reservoirs + Amphilimus™ + New Stent Architecture vs. Polymer + drug



**New flexible cell design**  
with reduced pitch results in excellent flexibility, deliverability and optimal conformability



# TECHNICAL DATA



CATHETER SPECIFICATIONS	
Category	Rapid Exchange Balloon delivery system
Guiding catheter compatibility	5F
Guidewire compatibility	0.014"
Usable catheter length	142 cm
Proximal shaft	Stainless steel AISI 304, low friction hypotube with Teflon coating
Distal shaft	Mix Polyamide/PEBA with hydrophilic coating
Nominal Pressure	9 atm
Rated Burst Pressure	18 atm

DES SPECIFICATIONS	
Category	Polymer-free DES
Material	Bio Inducer Surface coated L605 (CoCr alloy)
Drug eluting technology	Abluminal Reservoir Technology - Sustained elution up to 2-3 months
Strut thickness	70 µm - ø 2.00 - 2.25 mm 80 µm - ø 2.50 - 4.50 mm
Drug releasing	Amphilimus™ formulation Sirolimus + Fatty Acid
X-ray visibility	Two dot Platinum markers at stent ends
Foreshortening	Zero foreshortening during stent expansion

## ORDER INFORMATION

Ø (mm) \ L (mm)	9	13	16	20	26	33	40	46
2.00	ICLX2009	ICLX2013	ICLX2016	ICLX2020	ICLX2026	ICLX2033		
2.25	ICLX22509	ICLX22513	ICLX22516	ICLX22520	ICLX22526	ICLX22533	ICLX22540	
2.50	ICLX2509	ICLX2513	ICLX2516	ICLX2520	ICLX2526	ICLX2533	ICLX2540	ICLX2546
2.75	ICLX27509	ICLX27513	ICLX27516	ICLX27520	ICLX27526	ICLX27533	ICLX27540	ICLX27546
3.00	ICLX3009	ICLX3013	ICLX3016	ICLX3020	ICLX3026	ICLX3033	ICLX3040	ICLX3046
3.50	ICLX3509	ICLX3513	ICLX3516	ICLX3520	ICLX3526	ICLX3533	ICLX3540	ICLX3546
4.00	ICLX4009	ICLX4013	ICLX4016	ICLX4020	ICLX4026	ICLX4033		
4.50		ICLX4513	ICLX4516	ICLX4520	ICLX4526	ICLX4533		



### CID S.p.A.

#### Manufacturer:

Viale Certosa 218 - 20156 Milano (MI) Italy

#### Manufacturing Facility:

Via Crescentino snc - 13040 Saluggia (VC) Italy

[www.cidvascular.com](http://www.cidvascular.com)

Please contact your local sales representative for product availability. The images shown within this document are of a purely illustrative nature and are not intended to depict reality. Please consult product labels and package inserts for indications, contraindications, hazards, warnings, cautions and instruction for use.